



High-Expansion Foam Systems

Maximum protection for large hazards

- Fight various classes of fires
- Protect large areas
- Suppress three-dimensional fires
- Total flooding or local application
- Reliable, water-powered
- Save cost
- Reduce system footprint

Large spaces can mean large fires. Protecting these areas from fire demands superior fire suppression. JET-X High-Expansion Foam Generators quickly fill hazardous areas containing multiple obstacles with massive volumes of foam, overwhelming the fire and preventing large-scale damage.

Overwhelm Fire While Reducing System Costs

High-expansion foam generators offer a fire suppression method that overwhelms fire with the sheer volume of foam. The foam completely fills the volume from floor to ceiling to suppress three-dimensional fires. Foam bubbles transport water to the fire, suffocate and cool the fire, suppress escaping vapors, and encapsulate toxic vapors and particulate.

JET-X High-Expansion Foam Generators deliver massive quantities of expanded foam by blowing air through a screen coated with a high-expansion foam solution. Because of the high-expansion ratio of the generator, little water is required to produce large quantities of foam. This dramatically cuts the cost and reduces the system footprint, while minimizing the potential for hazardous run-off.

The “Flexible” Firefighting Agent

JET-X High-Expansion Foam Concentrates are flexible firefighting agents used in fighting Class A, Class B and LNG fires, both indoors and outdoors. Expansion ratios from 50:1 up to 1000:1 make them suitable for a variety of applications including aircraft hangars, flammable liquid storage areas and LNG facilities.

When used with high-expansion generators, JET-X High-Expansion Foam Concentrate can fill large areas and suppress horizontal and vertical (three-dimensional) fires. When used with medium-expansion foam equipment, the concentrate forms a foam blanket that helps prevent the release of fuel vapor, and also provides additional cooling because of the higher water content.

Maximize Suppression, Minimize Water Damage

Depending on the type of hazard and its configuration, ANSUL® Portable High-Expansion Foam Generators are optimal for total flooding applications or discharge of foam into an enclosed space around the hazard, which minimizes water damage. These generators also may be used for local application with foam being discharged directly onto the fire or spill.





APPLICATIONS FOR HIGH-EXPANSION FOAM SYSTEMS

Aircraft hangars
Basements, cellars and
enclosed spaces
Cable tunnels
Communications switching stations
Electric cable ducting
Engine test cells
Flammable liquid storage
Gas turbine generators
LNG facilities
Hazardous waste storage
Machinery spaces
Mining
Paper product and tire warehouses
Power stations
Ship holds and engine rooms
Transformer rooms

Additional applications for the portable generators include vapor suppression, LNG spill fires and smoke extraction when used with optional ducting.

The Ultimate Fire Suppression Solution

No other fire suppression brand promises the full range of solutions or the quality of ANSUL — from automatic detection and suppression systems to a complete line of wheeled and portable extinguishers and more. ANSUL products are backed by a worldwide network of factory-trained distributors — the largest and best-qualified in the industry.

A Passion for Protection

Dedicated customer support. Extensive product portfolio. Engineering excellence. Trusted, proven brands. Tyco Fire Protection Products offers all of these attributes, plus a passion for protection. It's what drives us to create solutions to help safeguard what matters most — your valued people, property and business.

DATA SHEET



Louvers and Dampers for High-Expansion Foam Generators

Features

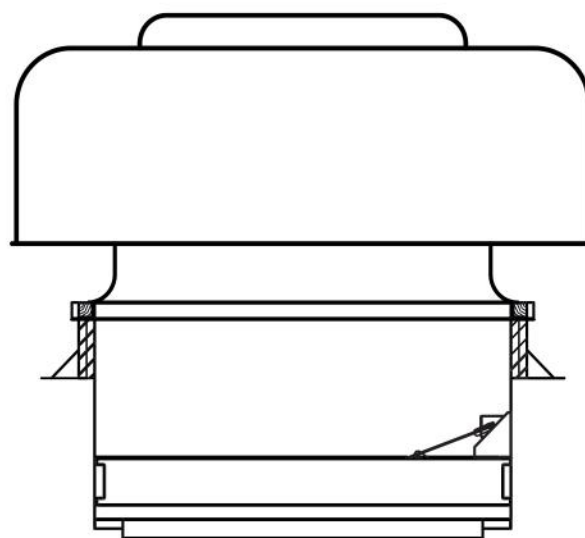
- Wall and roof intake models available for most ANSUL® JET-X High-Expansion Generator models.
- NEMA 4 or NEMA 7 actuators.
- 110 VAC / 60 Hz power on standard models. Other electrical requirements available on request.
- Supplied complete with damper, actuator, roof curb (as applicable), weather hood, and bird screen.

Application

Electric actuated louvers and dampers are available when the use of outside air is required to generate the high-expansion foam blanket. Intake dampers and weather hoods provide a means of supplying outside air to the generator through either the roof or wall of the protected space. Depending on the specific installation, ducting (not designed or supplied by Johnson Controls) may be required to connect the air intake to the high-expansion foam generators. Relief louvers are intended to exhaust air from the protected space when outside air is supplied to the high-expansion foam generators to avoid over-pressure which may decrease foam output.

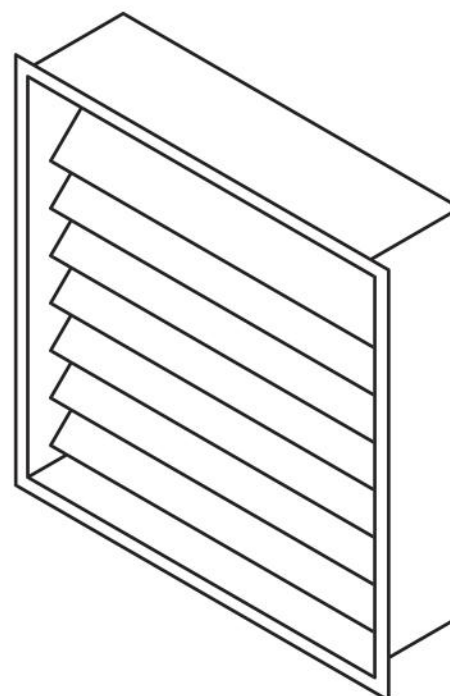
Description

All standard electric louver and damper models are for use with 110 VAC and are held in the closed position when energized. In the event of a power interruption, they are designed to open so the high-expansion foam system will be operable despite the loss of power. Air intake dampers are available for wall or roof mounting and are supplied with a damper with actuator (NEMA 4 or NEMA 7), roof curb if applicable, weather hood, and bird screen. Relief louvers are only available for wall mounting.



DAMPER

010319

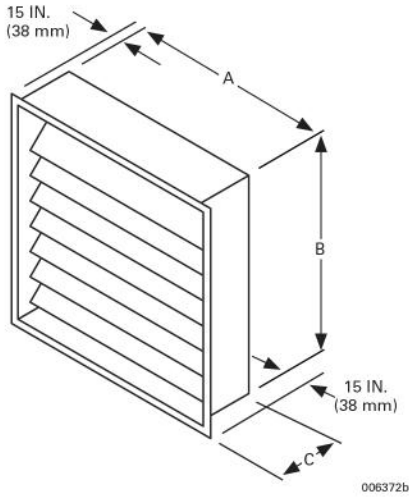


LOUVER

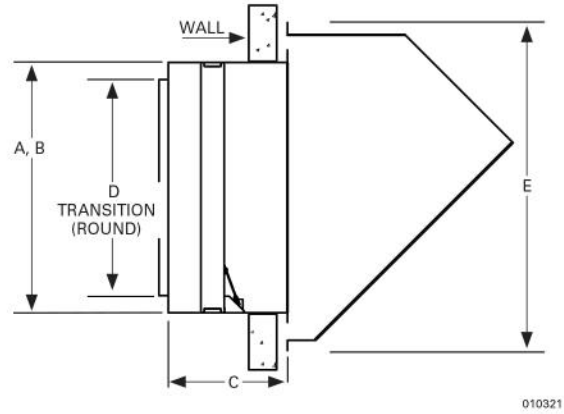
010320

Specifications

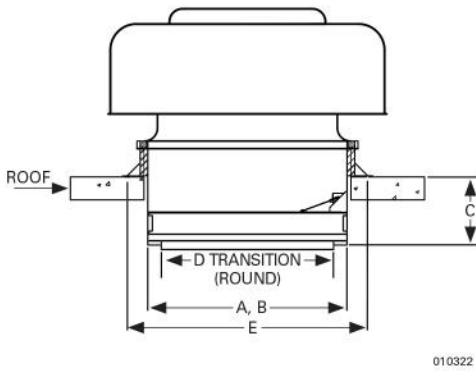
WALL RELIEF LOUVER ASSEMBLY



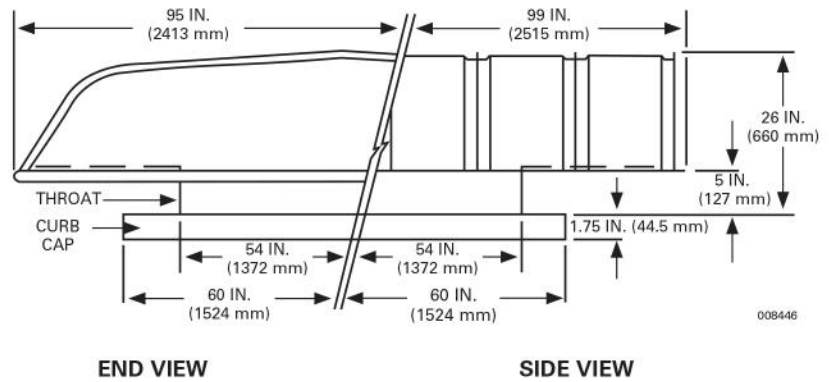
WALL INTAKE DAMPER ASSEMBLY



ROOF INTAKE DAMPER ASSEMBLY



JET-X 27 WEATHER HOOD (included with Part No. 437018/437097)



Ordering Information and Dimensions

Part No	JET-X	Model	Assembly	Clearance Dimensions*						Shipping	
				A	B	C	D	E	lb	(kg)	
NEMA 4 / 7				in. (mm)	in. (mm)	in. (mm)	in. (mm)	in. (mm)			
430060/430061	5A		Wall Intake Damper	44 (1118)	44 (1118)	24 (610)	42 (1067)	51.8 (1316)	241 (109)		
430062/430063	5A		Roof Intake Damper	46 (1168)	46 (1168)	16 (406)	42 (1067)	57.8 (1468)	285 (129)		
430064/430065	5A		Wall Relief Louver	30 (762)	48 (1219)	6 (152)	—	—	50 (23)		
430066/430067	15/20/27		Wall Intake Damper	54 (1372)	54 (1372)	24 (610)	53 (1346)	57.9 (1471)	315 (143)		
430068/430069	15/20		Roof Intake Damper	54 (1372)	54 (1372)	16 (406)	53 (1346)	65.8 (1671)	360 (164)		
430070/430071	15/20/27		Wall Relief Louver	60 (1524)	84 (2134)	6 (152)	—	—	140 (64)		
437018/437097	27		Roof Intake Damper	54 (1372)	54 (1372)	14 (356)	53 (1346)	62.5 (1588)	525 (238)		

* Actual dimensions of equipment will be approximately 0.25 in. (6.4 mm) smaller than clearance dimensions listed.

** Weights listed are for NEMA 4 models. Add 20 lb (9.1 kg) for NEMA 7 models.